



District Report Card: 2017


State: Arunachal Pradesh	District: East Siang
Class: 3	Subject: Mathematics
Schools: 55	Students: 815


Participation/Coverage


Students

<div>GENDER</div> <div></div>	Boys				Girls			
	Number		%		Number		%	
	412		50.55		403		49.45	

<div>AREA</div> <div></div>	Rural				Urban			
	Number		%		Number		%	
	618		75.83		197		24.17	

<div>CATEGORY</div> <div></div>	SC		ST		OBC		GEN	
	Number	%	Number	%	Number	%	Number	%
	65	7.98	328	40.25	72	8.83	350	42.94

<div>CWSN</div> <div></div>	LD	VI	HI	S&LD	ID	Oth
	3	4	7	10	6	17

<div>Management</div> <div></div>	Government			Government-aided		
	Number		%	Number		%
	788		96.69	27		3.31

Average Performance of Students in Mathematics (%)

Overall	Gender		Area		Management		Social Group			
	Male	Female	Rural	Urban	Govt.	Aided	SC	ST	OBC	GEN
39.32	41.46	37.14	39.71	38.10	38.69	57.78	39.79	40.45	35.09	39.05

Performance on Learning Outcomes (LOs)

Learning Outcomes	Description	Average Performance(%)
M301	Reads and writes numbers up to 999 using place value	42.96
M302	Compares numbers up to 999 based on their place values	39.39
M303	Solves simple daily life problems using addition and subtraction of three digit numbers with and without regrouping	30.75
M304	Constructs and uses the multiplication facts (up till 10) in daily life situations	35.09
M305	Analyses and applies an appropriate number operation in the situation/ context	32.52
M306	Explains the meaning of division facts by equal grouping/sharing and finds it by repeated subtraction	28.83
M309	Identifies and makes 2D-shapes by paper folding, paper cutting on the dot grid, using straight lines etc.	61.35
M311	Fills a given region leaving no gaps using a tile of a given shape	34.61
M312	Estimates and measures length and distance using standard units like centimeters or meters & identifies relationships	22.47
M317	Reads the time correctly to the hour using a clock/watch	51.04
M318	Extends patterns in simple shapes and numbers	34.91
M319	Records data using tally marks, represents pictorially and draws conclusions	57.67

Range of Performance of Students who Answered Correctly							
Below 30%		30% - 50%		50% - 75%		Above 75%	
Number	%	Number	%	Number	%	Number	%
286	35.09	298	36.56	189	23.19	42	5.15

Lowest Performing Learning Outcomes (LOs)

- 1 - Estimates and measures length and distance using standard units like centimeters or meters & identifies relationships (22.47)
- 2 - Explains the meaning of division facts by equal grouping/sharing and finds it by repeated subtraction (28.83)
- 3 - Solves simple daily life problems using addition and subtraction of three digit numbers with and without regrouping (30.75)
- 4 - Analyses and applies an appropriate number operation in the situation/ context (32.52)
- 5 - Fills a given region leaving no gaps using a tile of a given shape (34.61)